

The Shure logo is located in the top right corner. It consists of the word "SHURE" in a bold, italicized, black sans-serif font, set against a white background that is part of a larger black rounded rectangle.

SM35

Performance Headset Condenser Microphone

The Shure headworn electret condenser microphone, SM35, user guide.
Version: 2 (2019-L)

Table of Contents

SM35Performance Headset Condenser Microphone	3	Wearing the Microphone	3
SM35 Headworn Microphone	3	Certifications	4
		Specifications	4

SM35

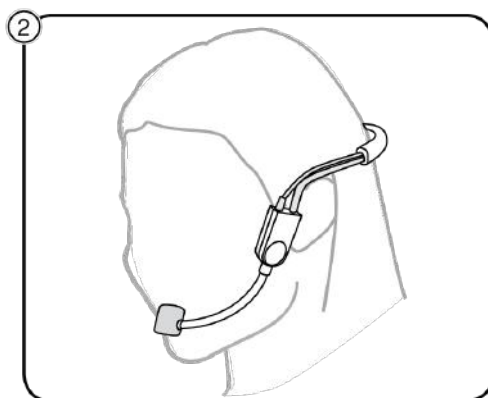
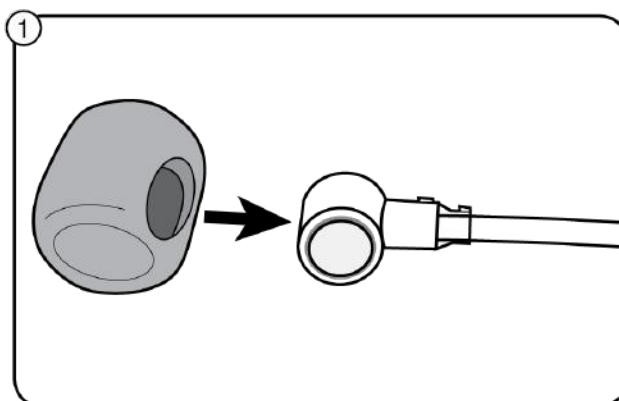
Performance Headset Condenser Microphone

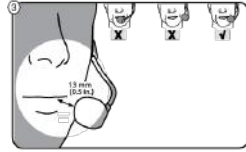
SM35 Headworn Microphone

The Shure SM35 is a headworn electret condenser microphone, intended for use with a wireless bodypack transmitter in live stage performances.

Wearing the Microphone

1. Install the windscreen on the microphone boom.
2. Place the headband around the back of the head, with the boom on the left side.
3. Place the microphone at the corner of the mouth. To decrease pops and plosives, avoid placing the microphone directly in front of the mouth





Note: Do not store the microphone in damp, enclosed spaces. Allow perspiration to dry completely before storing.

Certifications

Note: Testing is based on the use of supplied and recommended cable types. The use of other than shielded (screened) cable types may degrade EMC performance.

The CE Declaration of Conformity can be obtained from: www.shure.com/europe/compliance

Authorized European representative:
Shure Europe GmbH
Headquarters Europe, Middle East & Africa
Department: EMEA Approval
Jakob-Dieffenbacher-Str. 12
75031 Eppingen, Germany
Phone: +49-7262-92 49 0
Fax: +49-7262-92 49 11 4
Email: info@shure.de

Specifications

Type

Electret Condenser

Frequency Response

40 Hz to 20,000 Hz

Polar Pattern

Unidirectional (Cardioid)

Output Impedance

100 Ω , @ 1 kHz

Sensitivity

-57.8 dBV/Pa, @ 1 kHz, 1000 Ω load

Signal-To-Noise Ratio [1]

59.2 dB, @ 1 kHz, 1000 Ω load

Maximum SPL [1]

151.3 dB, 1000 Ω load, @ 1 kHz, 1% THD

Dynamic Range [1]

116.5 dB, @ 1 kHz, 1000 Ω load

Self Noise [1]

34.8 dB SPL-A, 1000 Ω load

Power Requirements

TA4F	+5 V DC (nominal), 10 V maximum (DC bias)
XLR connector	12 to 52 V DC, phantom power

Polarity

TA4F	Positive pressure on diaphragm produces positive voltage on pin 3 with respect to pin 1
XLR	Positive pressure on diaphragm produces positive voltage on pin 2 with respect to pin 3

Cable

1.1m (45in.)

Connector

TA4F or XLR

Weight

72 g (2.53 oz.)

[1]Measurements taken using RPM400 preamp

*All specifications measured with a 48 Vdc phantom power supply. The microphone operates at lower voltages, but with slightly decreased headroom and sensitivity.

