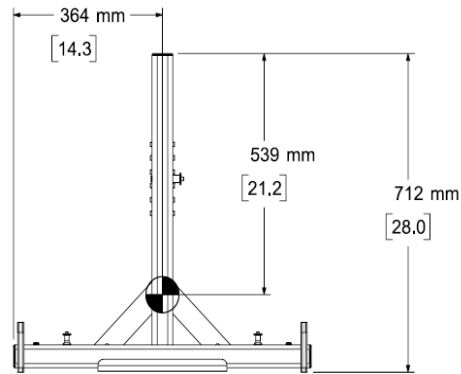


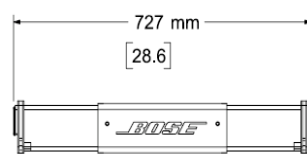
ShowMatch™ T-Bar Array Frame (SMAFT)

Product Weight: 40.5 lbs (18.4 kg)

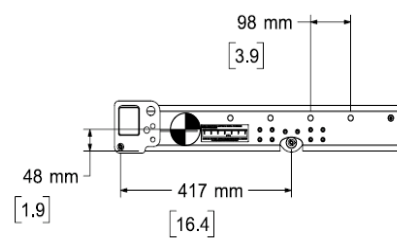
Product weight includes one shackle adapter. Each shackle adapter is 1.5 lbs (0.7 kg).



Top View



Front View



Right View

Single Point, 10:1 Working Load Limit (in accordance with ANSI E1.8-2012)

ShowMatch T-Bar Array Frame (SMAFT)

Center Rail

WLL = 1400 lbs (630 kg)

